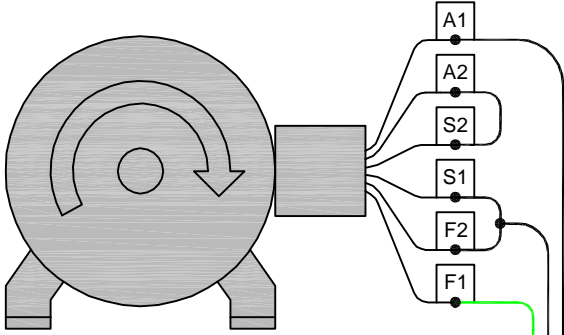


# DC GENERATOR

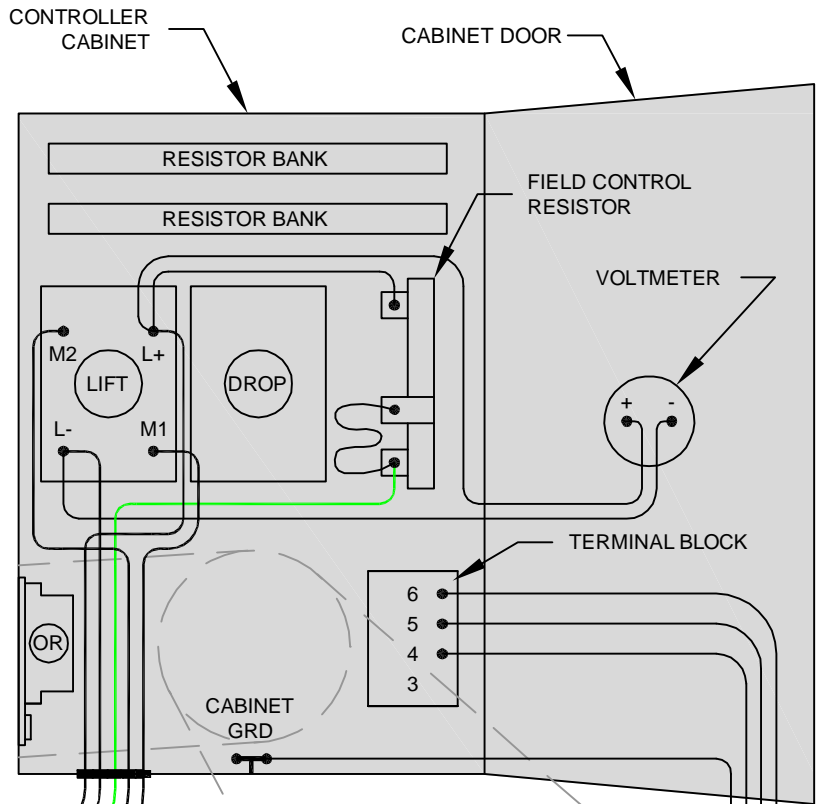


SHOWN FOR CLOCKWISE ROTATION  
(FACING SHAFT)  
FOR COUNTERCLOCKWISE ROTATION  
INTERCHANGE LEADS A1 AND A2

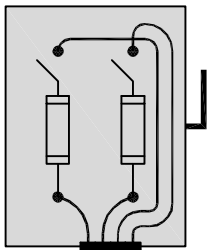
# WIRING DIAGRAM

SIEB 5KW & 10KW MAGNET SYSTEMS  
4295 AUTOMATIC DROP CONTROLLER  
SIZE 1 OR 2, 12v OR 24v for NON-MOMENTARY SWITCH

## CONTROLLER



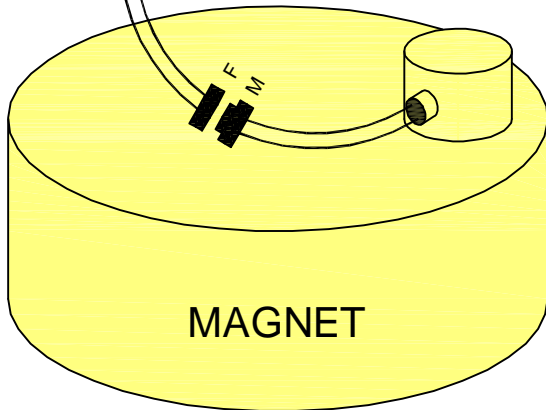
## SAFETY DISCONNECT



8/2 CABLE

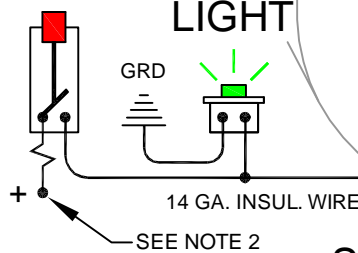
10/3 CABLE (5KW)  
8/3 CABLE (10KW)

8/2 CABLE

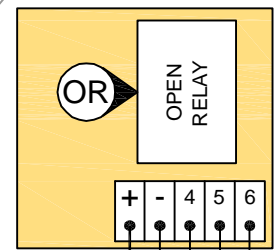


MAGNET

## NON-MOMENTARY SWITCH



PILOT LIGHT



SWITCH RELAY

### NOTES:

1. SAFETY FIRST! DISCONNECT ALL POWER SOURCES WHEN WIRING THE EQUIPMENT.
2. CUSTOMER SUPPLIED POWER SOURCE. USE KEYED POWER. DO NOT TAKE DIRECTLY FROM BATTERY. THE CONTROLLER M/L NUMBER INDICATES IF THE CONTROLLER IS 12 VOLT OR 24 VOLT. NEVER SUPPLY 24 VOLT POWER TO A 12 VOLT CONTROLLER!