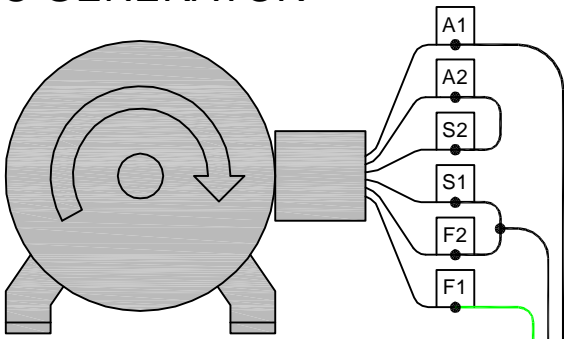


DC GENERATOR

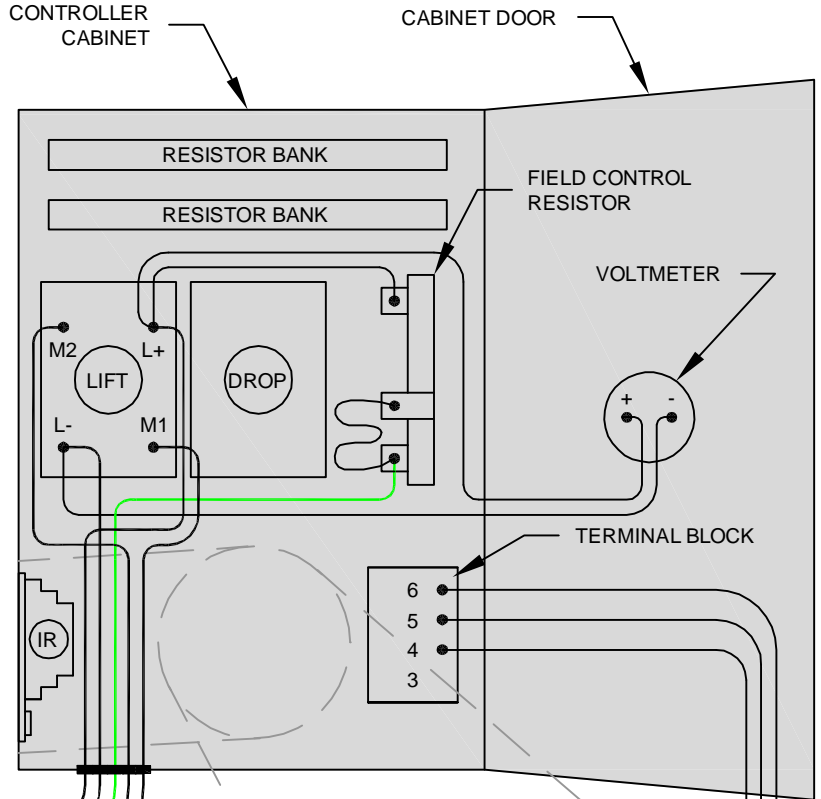


SHOWN FOR CLOCKWISE ROTATION
(FACING SHAFT)
FOR COUNTERCLOCKWISE ROTATION
INTERCHANGE LEADS A1 AND A2

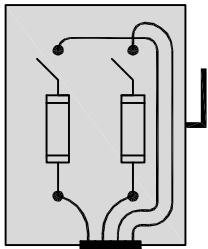
WIRING DIAGRAM

SIEB 5KW & 10KW MAGNET SYSTEMS
4295 AUTOMATIC DROP CONTROLLER
SIZE 1 OR 2, 12v OR 24v for MOMENTARY SWITCH

CONTROLLER



SAFETY DISCONNECT

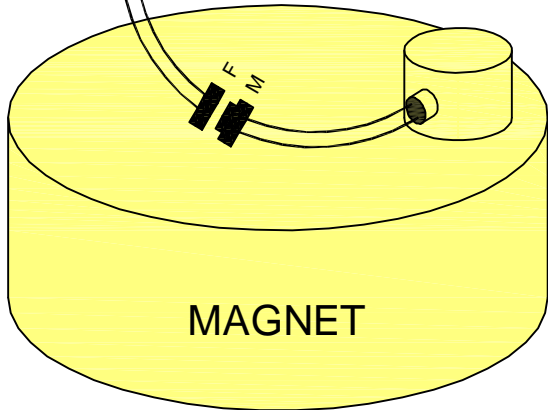


8/2 CABLE

W BK

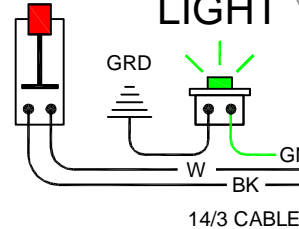
8/2 CABLE

BK W

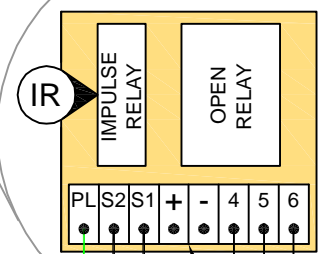


MAGNET

MOMENTARY SWITCH PILOT LIGHT



14/3 CABLE



SEE NOTE 2

SWITCH RELAY

NOTES:

1. SAFETY FIRST! DISCONNECT ALL POWER SOURCES WHEN WIRING THE EQUIPMENT.
2. CUSTOMER SUPPLIED POWER SOURCE. USE KEYED POWER. DO NOT TAKE DIRECTLY FROM BATTERY. THE CONTROLLER M/L NUMBER INDICATES IF THE CONTROLLER IS 12 VOLT OR 24 VOLT. NEVER SUPPLY 24 VOLT POWER TO A 12 VOLT CONTROLLER!

REV. 072308



SIEB SALES & ENGR., INC.
10001 EXPRESS DR.
HIGHLAND, IN 46322
www.siebsales.com

CALL 219-924-3616
FOR ASSISTANCE